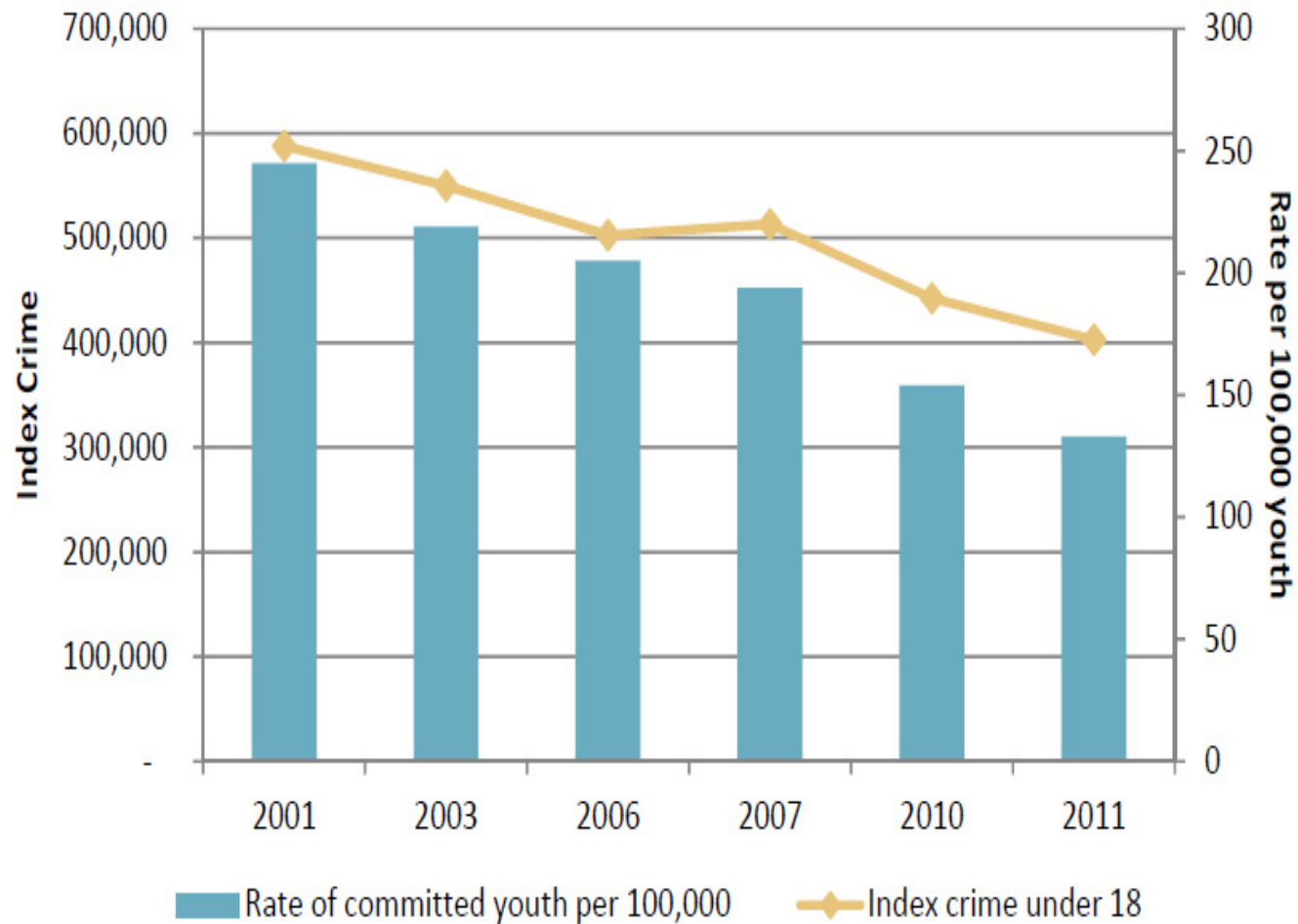


How Do We Know What We Must Know? Data Improvement Strategies for Dual Status Youth Initiatives

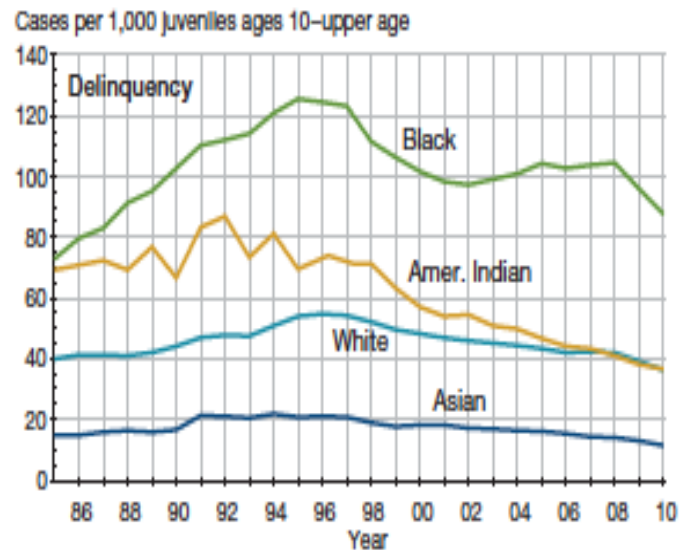
Gene Siegel, Consultant
GCS Consulting, LLC

The youth crime rate fell 31 percent between 2001 and 2011, while the rate of youth incarceration fell 46 percent.



Arrests source: Puzzanchera, C. and Kang, W. (2014). "Easy Access to FBI Arrest Statistics 1994-2011." Online. Available: www.ojjdp.gov/ojstatbb/ezaucr/. **Residential placement source:** Sickmund, M., Sladky, T.J., Kang, W., and Puzzanchera, C. (2013). "Easy Access to the Census of Juveniles in Residential Placement." Online. Available: <http://www.ojjdp.gov/ojstatbb/ezacjrp/> Note: Index crimes include arrests of youth under 18. Youth in residential placement include youth under 21.

Between 1997 (the year with the greatest number of delinquency cases) and 2010, delinquency case rates declined for youth of all racial groups

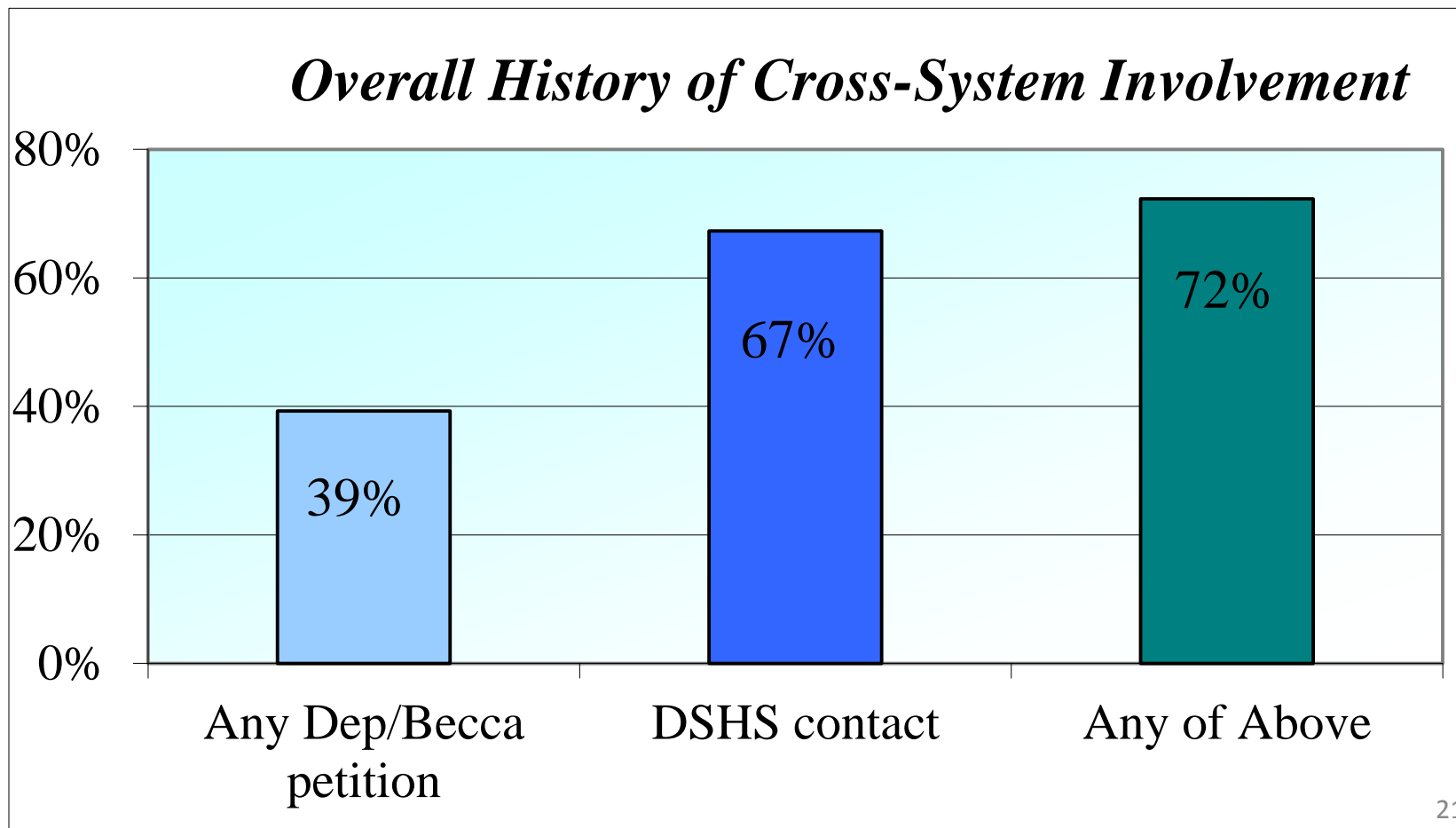


- The delinquency case rate for white juveniles peaked in 1996 (54.8) and then fell 34% by 2010; for black juveniles, the rate in 2010 was down 30% from its 1995 peak (125.5). The delinquency case rate for American Indian youth peaked in 1992 (87.0) and then declined 58% by 2010; for Asian youth, the peak occurred in 1994 (21.9) and fell 47% by 2010.
- In 2010, the total delinquency case rate for black juveniles (87.6) was more than double the rate for white juveniles (36.4) and for American Indian juveniles (36.6); the delinquency case rate for Asian juveniles was 11.6.

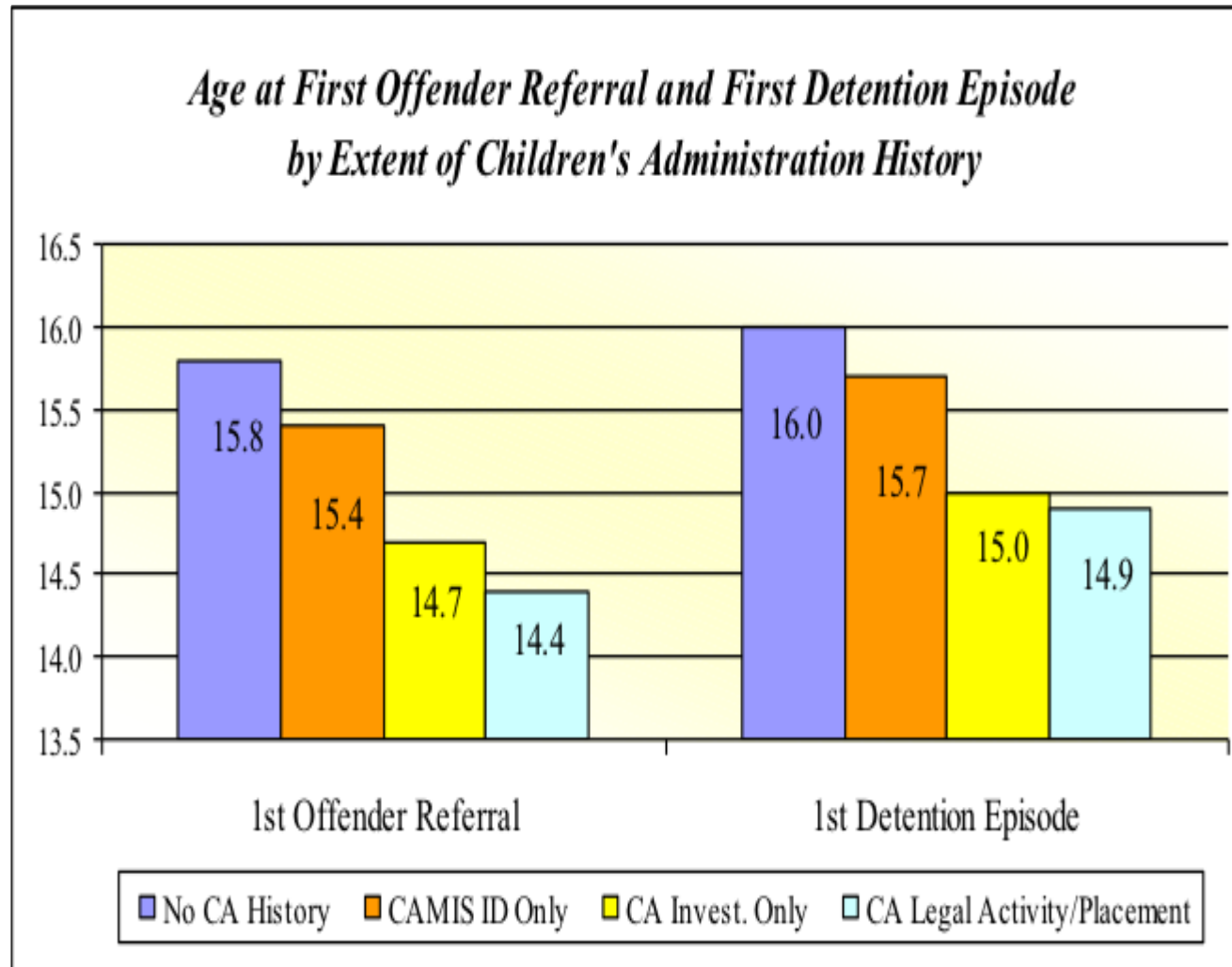
Source: Authors' adaptation of Puzanchara et al.'s *Juvenile Court Statistics 2010*.

King County: Overall History of Cross-System Involvement

7 in 10 Youth referred on Offender charges in 2006 had history of Dependency/Becca Petitions and/or DSHS contact

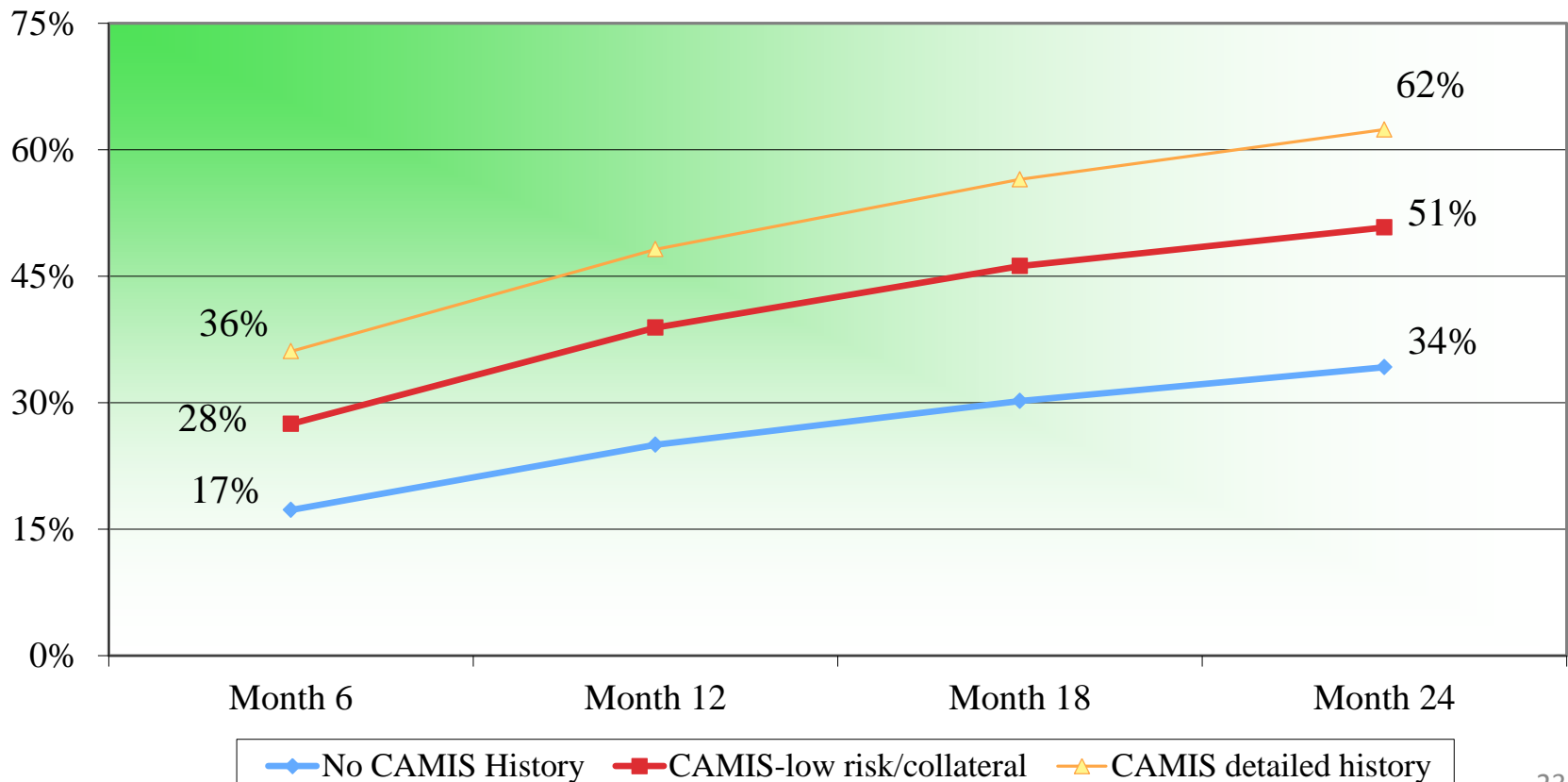


Youth with CA History are Referred on Offender Charges and Detained @ an Earlier Age

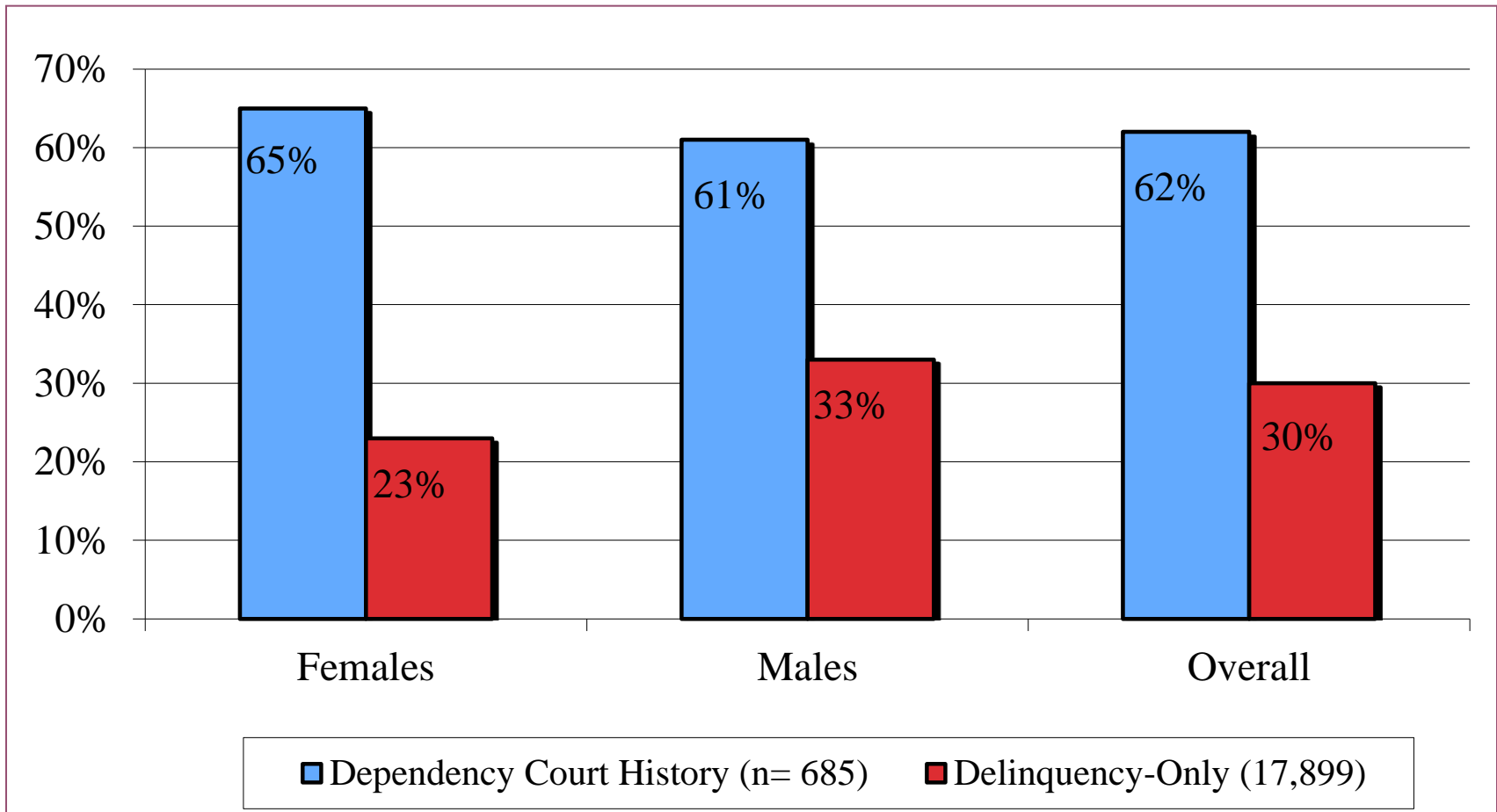


King County Study: Strong Correlation Between Recidivism and History of DSHS contact

Percent Recidivating within 2 Years of 2006 Offender Referral



AZ Dual Jurisdiction Study: Dependent Females: *As Likely As Males To Recidivate If Referred for a First-Time on a Delinquency Charge*



AZ Dual Jurisdiction Youth Estimated Placement Costs

For Hypothetical Dual Jurisdiction Youth (Nov 2004)

Based on 204 youth in two counties with active dependency petitions & on probation in FY2002

<u>Placement Type</u>	<u>Months</u>	<u>Avg. Monthly Rate</u>	<u>Expenditure</u>
Congregate Care	15	\$4,500	\$67,500
Incarcerated	4	5,250	21,000
Relative Care	4	350*	1,400
AWOL	2	n/a	0
Foster Care	1	600	600
With Parents	1	n/a	0
Overall	30		\$90,500

Arizona Dual Jurisdiction Youth & King County “Doorways to Delinquency” Studies

For Arizona Dual Jurisdiction Study report, go to www.ncjj.org, click on Publications, and type Arizona Dual Jurisdiction Study in search box

For King County Study report go to www.modelsforchange.net, click on Publications, and type Doorways to Delinquency in search box

BECOMING A DATA-DRIVEN JUVENILE JUSTICE ORGANIZATION

THE CALCASIEU PARISH, LOUISIANA,
EXPERIENCE


1. How many of you are satisfied with your organization's abilities to track your kids or cases on an individual basis?
2. Are satisfied with the content and quality of automated summary data reports if you get these?
3. Are satisfied with your organization's abilities to track key activities, performance & outcomes?
4. Are satisfied with your organization's abilities to compile and analyze data?
5. Would describe your organization as being "data driven"?

3 Tier Data Improvement Planning Framework

Identify general data *categories* to help guide data planning.



Create an initial listing of data-related *questions* that begin to clarify & prioritize what you want to know; then,



Create an initial listing of possible *data elements* that are likely to address those questions including where & how to get them.